

PREPS IMPOSITION SOFTWARE



Preps Imposition Software is about producing faster, more accurate impositions. It cuts turnaround time and costs, minimizes errors and maximizes press sheet usage, in an easy, automated process. That's why **Preps** Imposition Software is the industry's leading imposition solution, and one of the most widely used tools in the printing industry.

WORLD'S LEADING IMPOSITION SOFTWARE CUTS TURNAROUND TIME AND REDUCES COSTS.

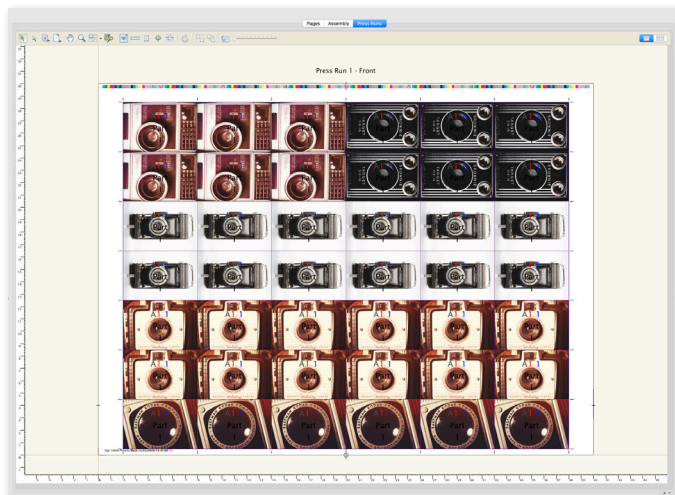
Advantages

- Faster turnaround: produce more jobs, faster
- Plan complex jobs for conventional and digital print with ease
- Accelerate productivity with libraries of reusable job templates
- Intuitive SmartMarks for greater automation
- Easy to learn and use with minimal training with specific terminology for commercial print and packaging

What's New

New automation capabilities in **Preps** Imposition Software bring even greater productivity to the workflow:

- Custom fold patterns for web and ribbon printing signatures
- Shingling and bottling rule management
- Smart collation marks



Use the AutoGang feature to optimize the placement of several jobs on a single press sheet—it automatically rotates and arranges elements to minimize waste and save on make-ready time.

PACKAGING IS MORE THAN JUST BOXES, DON'T FORGET ABOUT THE LABELS

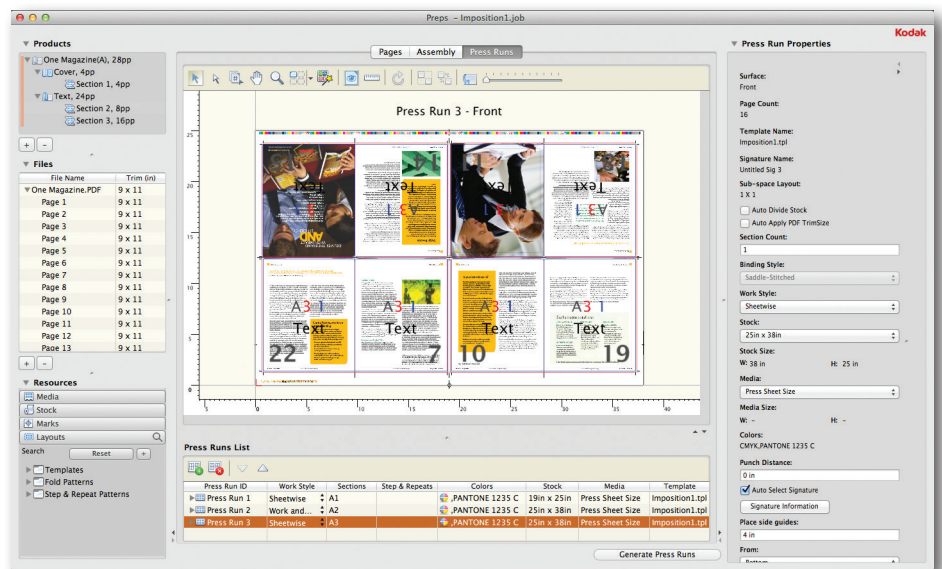
- It's never been easier and faster to create, save, and manage step-and-repeat patterns for labels and packaging.
- Packaging terminology is available in the user interface. Simply select "Commercial Print" or "Packaging" terminology.

Plan complex jobs for conventional and digital print with ease

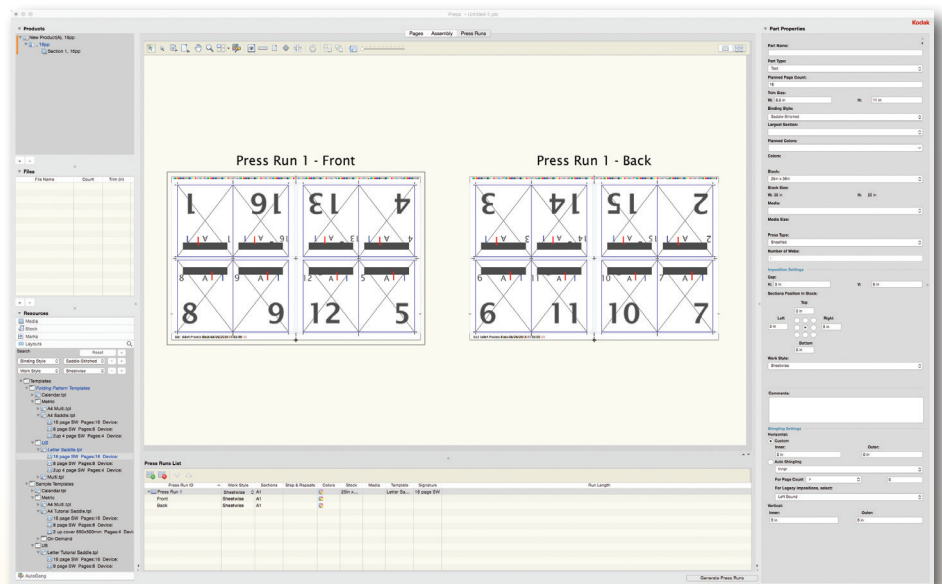
Produce multi-component jobs with less effort, even jobs with elements that will be output on both digital and offset presses. The interface clearly defines the differences between covers, text, inserts and other components. To mix binding styles, simply drag-and-drop elements and verify the final product on screen in the Assembly view.

Faster, smarter, template-based impositions

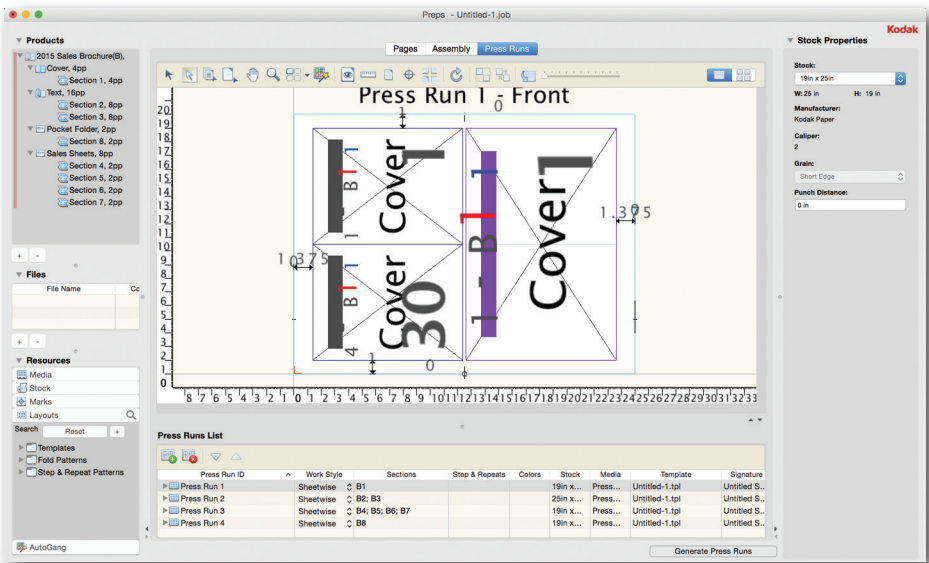
With templates and libraries, it's easy to produce similar or repetitive jobs effectively, efficiently and automatically. The powerful template search tool makes it faster to find the exact Preps template you're looking for.



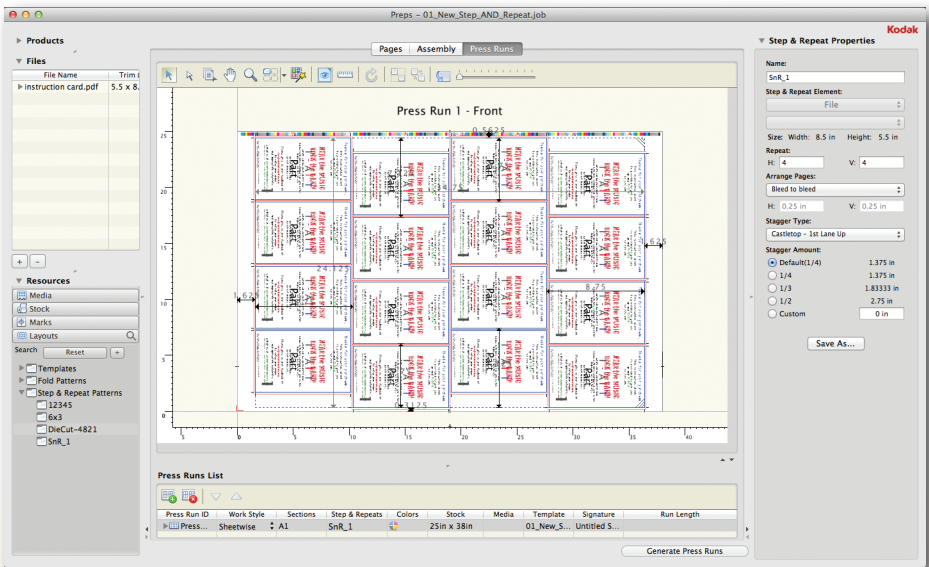
Use the Generate Press Runs feature to optimize press sheets based on job intent and signature plans. Preview any job in real time: zoom in on pages or complete signatures, including marks. Any change you make is instantly updated, so you can check for errors as you go.



Search—allows to look into the attributes of a Preps Template and find exactly what you are looking for, page/sheet size, number of pages, and more. Multi Signature View—allows you to toggle the Press Runs view between Single and Multi views. In Multi view mode, all surfaces of a press run are visible: Front and Back or Web Top and Bottom.



Add independent pages or convert existing section pages to independent pages using one of these methods: Job menu option, Toolbar button, Copy and paste operations. In this image, the left series of pages 1 & 30 is before the conversion and the right page 1 represents the result.



Step and Repeat capabilities are streamlined with the Properties view.

Independent pages better than ever

Preps has a new independent Page feature—not only can you Copy and Paste, but you can also quickly convert an Imposed page to an independent page. Combine that with the new signature view and you can be building impositions quicker than ever.

Intuitive marks for job or automation

Use the SmartMarks feature to place marks or groups of marks on press sheets and save them in templates. SmartMarks are not static, they're relative to the sheet size, gutter, or page, and are automatically repositioned and resized when press sheet sizes change. SmartMarks options include bearer bars and step-and-repeat marks.

The Mark Rules Editor provides more choices for mark placements in a JDF automated workflow solution.

Step and Repeat capabilities

Define a quick Step and Repeat solution by simply dragging a series of columns and rows. To streamline the creation, saving and management of step-and-repeat patterns, a new Properties view has been added, as well as new functionality to allow users to define castle-top or staircase patterns.

Software Benefits

Expanded capabilities

- Unlimited sheet size, up to 400" x 400"
- Mixed binding styles
- Multiple products and parts
- Multiple sections on one press sheet
- Support for new PDF library
- Smart Marks and Mark Groups
- Job layout reporting
- Quickly find an existing template
- Automated calculation for shingling and bottling with stock
- Web growth compensation (with non-Kodak workflow applications)
- Packaging features: enhanced step-and-repeat, and packaging-specific interface
- Fully integrated with current version of **Priner** Workflow

Smart Marks Editor

- Define Smart Marks rules automatically in a JDF or auto generated workflow

Broad range of JDF functionality

- JDF input
- JDF auto signature matching
- JDF auto signature creation
- JDF fold pattern resource and ability to create custom fold patterns
- JDF binding data output
- JDF/PJTF/PDF/PS output
- CIP3 cutting data export (JDF, PPF)

Ganging options

- Manual ganging
- AutoGang optimizes multiple jobs on one press sheet, automatically rotating/arranging elements
- AutoGang hot folders for full automation (requires **Priner** Workflow and **Preps** Software floating license)

Produced using **Kodak** Technology.

Eastman Kodak Company
343 State Street
Rochester, NY 14650 USA

©Kodak, 2016. Kodak, Preps and Priner are trademarks of Kodak.

Subject to technical change without notice.

W.UWS.04.11.16.en.01 (K-834)

LEARN MORE AT

WWW.KODAK.COM/PRINER-WORKFLOW

